

BUTTERFLY VALVE-Universal Type (With actuator direct mounting pad) Lever Handle Type



BE Series

通用型蝶閥

BE300

Size: 2"- 8"

End Type: Flanged

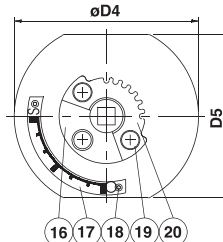
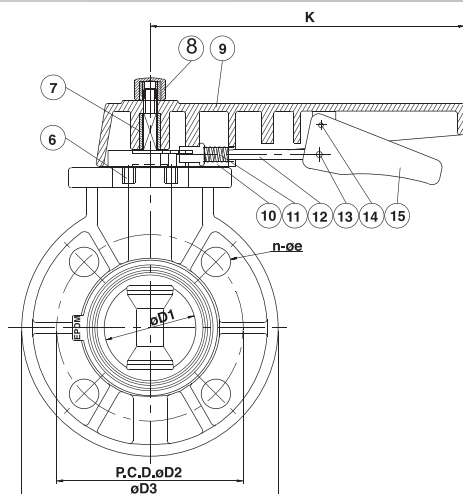
Test Pressure: 225 PSI

Working Pressure: 150 PSI

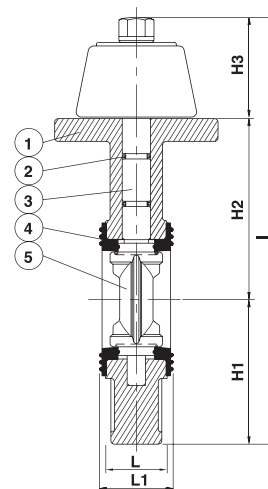
- Corrosion resistance.
- Excellent flow characteristics.
- Lower flow loss.
- Compact and lightweight designs in an energy-saving and cost-efficient Butterfly Valve.
- With clear indication of disc opening degree.
- Ideally suited for flow control in a minimum piping space.

● MATERIALS OF CONSTRUCTION

No.	Parts	Pcs	Materials	No.	Parts	Pcs	Materials
1	Body	1	UPVC, PP, CPVC, PVDF	11	Spring	1	SUS 304
2	Stem O'ring	2	EPDM, VITON	12	Lever	1	SUS 304
3	Stem	1	SUS 410, SUS 316	13	Setpin(Short)	1	SUS 304
4	Seat	1	EPDM, VITON, NBR	14	Setpin(Long)	1	SUS 304
5	Disc	1	UPVC, PP, CPVC, PVDF	15	Lever	1	ABS
6	Bolt	1	BRASS, SUS 304	16	Positioner	1	UPVC
7	Handle Insert	1	FC 0208	17	Indicator	1	SUS 304
8	Stem Bolt	1	UPVC, BRASS	18	Bolt	2	SUS 304
9	Handle	1	ABS	19	Bolt	3	SUS 304
10	Handle Cap	1	ABS	20	Teeth Plate	1	SUS 304



DN50~DN200



The Torque Values

AT Water								
	W/O Pressure (Kgf.m)		Pressure at 50PSI (Kgf.m)		Pressure at 100PSI (Kgf.m)		Pressure at 150PSI (Kgf.m)	
	Open	Close	Open	Close	Open	Close	Open	Close
2"	0.80	0.80	0.80	1.00	0.80	1.00	1.00	1.00
3"	2.50	2.50	3.00	3.00	2.50	2.50	3.00	3.00
4"	2.50	3.00	3.00	3.00	3.00	3.00	3.00	3.00
6"	8.00	9.00	8.00	8.00	7.50	8.00	6.00	7.00
8"	10.00	11.00	11.00	11.00	10.50	10.50	9.50	9.50

DIMENSIONS TABLE

JIS														Unit: mm		
Nom. size DN(inch)	D1	D2	D3	n	L	L1	D4	H1	H2	H3	I	K	D5	Test Press(kgf/cm ²)		Working Press(kgf/cm ²)
														Body	Seat	
40(1-1/2")	44	105	149	4	36.1	43.5	105	73	98	63	234	202	93	15	12	10
50(2")	55	120	164	4	36.1	43.5	105	82.0	107	63	252	202	93	15	12	10
65(2-1/2")	69.6	140	185	4	40	46.4	105	92	115	63	270	202	95.5	15	12	10
80(3")	78	150	196	8	40	47.4	127	98	123	63	284	202	95	15	12	10
100(4")	100	175	225	8	48	52.4	134	112.5	139.5	68	320	253	100	15	12	10
125(5")	128	210	254	8	51.2	58.8	169.5	127	160	86	373	297	100.8	15	12	10
150(6")	152	240	286	8	51	57	170	143	178	86	407	297	101	15	12	10
200(8")	200	290	344	12	61	67.5	191	172	212	86	470	297	110	15	12	10

ANSI														Unit: inch		
Nom. size DN(inch)	D1	D2	D3	n	L	L1	D4	H1	H2	H3	I	K	D5	Test Press (lb/in ²)		Working Press (lb/in ²)
														Body	Seat	
40(1-1/2")	1.73	3.88	5.87	4	1.42	1.71	4.13	2.87	3.86	2.48	9.21	7.95	3.66	235	180	150
50(2")	2.16	4.75	6.46	4	1.42	1.71	4.13	3.23	4.21	2.48	9.92	7.95	3.66	235	180	150
65(2-1/2")	2.74	5.5	7.28	4	1.57	1.83	5.04	3.62	4.53	2.48	10.63	7.95	3.76	235	180	150
80(3")	3.07	6.0	7.72	4	1.57	1.87	5.00	3.86	4.84	2.48	11.18	7.95	3.74	235	180	150
100(4")	3.94	7.5	8.85	8	1.89	2.06	5.27	4.43	5.49	2.68	12.60	9.96	3.94	235	180	150
125(5")	5.04	8.5	10.0	8	2.02	2.31	6.673	5.00	6.30	3.39	14.69	11.69	3.97	235	180	150
150(6")	5.98	9.5	11.26	8	2.01	2.24	6.69	5.63	7.00	3.39	16.02	11.69	3.98	235	180	150
200(8")	7.87	11.75	13.54	8	2.40	2.66	7.52	6.77	8.35	3.39	18.5	11.69	4.31	235	180	150

DIN														Unit: mm		
Nom. size DN(inch)	D1	D2	D3	n	L	L1	D4	H1	H2	H3	I	K	D5	Test Press (bar)		Working Press (bar)
														Body	Seat	
40(1-1/2")	44	110	149	4	36.1	43.5	105	73	98	63	234	202	93	15	12	10
50(2")	55	125	164	4	36.1	43.5	105	82.0	107	63	252	202	93	15	12	10
65(2-1/2")	69.6	145	185	4	40	46.4	128	92	115	63	270	202	95.5	15	12	10
80(3")	78	160	196	8	40	47.4	127	98	123	63	284	202	95	15	12	10
100(4")	100	180	225	8	48	52.4	134	112.5	139.5	68	320	253	100	15	12	10
125(5")	128	210	254	8	51.2	58.8	169.5	127	160	86	373	297	100.8	15	12	10
150(6")	152	240	286	8	51	57	170	143	178	86	407	297	101	15	12	10
200(8")	200	295	344	8	61	67.5	191	172	212	86	470	297	110	15	12	10

※ 法蘭長度公差依據 EN558-1:1995 標準
※ L 長度為安裝後建議參考值

※ Standard dimensions based on PVC material.
The flanged length tolerance is according to EN558-1:1995.
※ L : The suggested length of the valve as installed on pipeline.