



# COMPACT BALL VALVE

NSF certified listing



## CC Series

### CC100 SOCKET/ CC200 THREAD Size:DN10~DN150

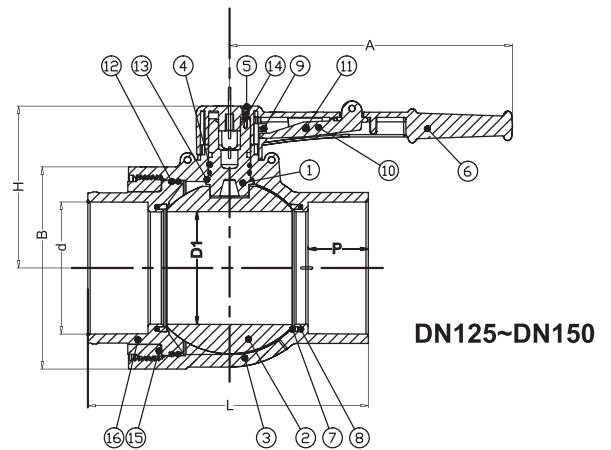
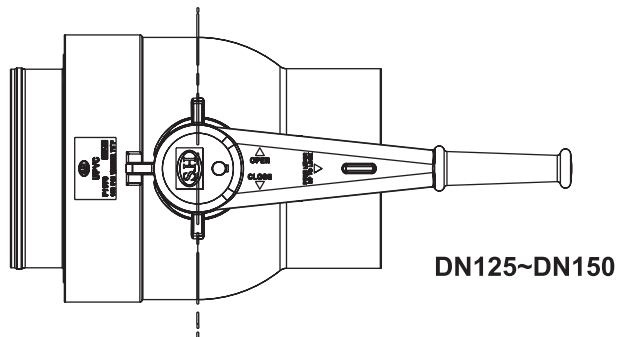
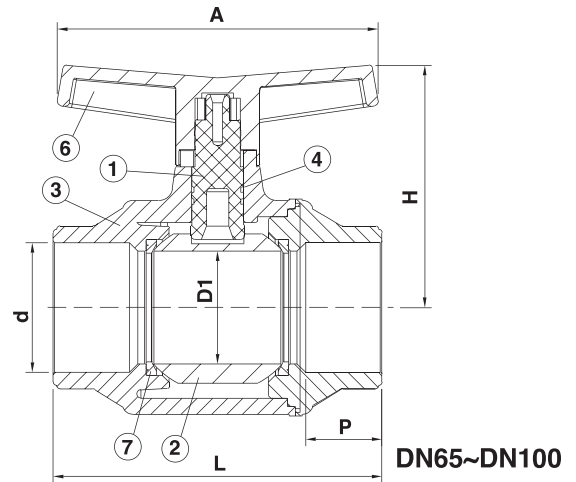
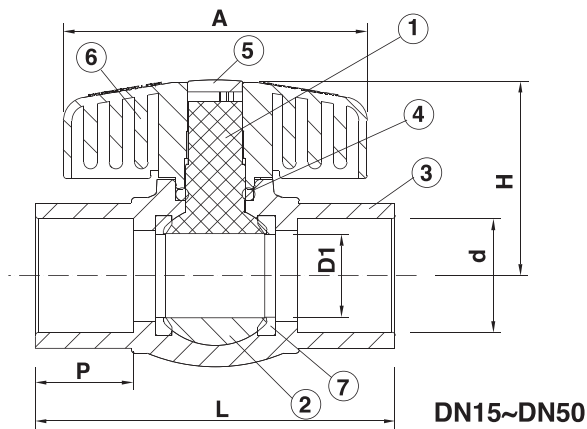
#### Compact Ball Valves Torque Value

SIZE	Torque Value(kgf/cm <sup>2</sup> )			
	EPDM-SEAT		PTFE -SEAT	
	OPEN	CLOSE	OPEN	CLOSE
1/2"	12-22	12-22	10-20	20-30
3/4"	20-30	30-40	20-30	25-35
1"	26-36	43-53	30-40	30-40
1-1/4"	44-59	44-59	50-65	70-85
1-1/2"	50-65	60-75	47-62	60-75
2"	50-70	100-120	60-80	120-140
2-1/2"	80-100	70-90	-	-
3"	140-160	130-150	-	-
4"	160-180	150-170	-	-
5"	-	-	195-215	235-255
6"	-	-	195-215	235-255

1Kg.cm=0.0981N.m

#### MATERIALS OF CONSTRUCTION

Item	Parts	Pcs	Materials	Item	Parts	Pcs	Materials	Item	Parts	Pcs	Materials
1	Stem	1	UPVC	7	Seat	2	PTFE	13	Washer	1	PP
2	Ball	1	UPVC	8	Body O'ring	2	EPDM	14	Bolt (3/4" x 3/16")	1	SUS 304
3	Body	1	UPVC	9	Activities Jumper	1	PVDF	15	Seat Carrier	1	UPVC
4	Stem O'ring	2	EPDM	10	Handle Lever	1	P P	16	End Connector	1	UPVC
5	Cap	1	PP	11	Jumper	1	ABS				
6	Handle	1	ABS	12	Seat Carrier O'ring	2	EPDM				



## DIMENSIONS TABLE

Standards	JIS									ANSI									DIN								
	Unit:mm									Unit:inch									Unit:mm								
	Nom.Size	d			P	L	H	A	Test Press. (kgf/cm <sup>2</sup> )	Working press (kgf/cm <sup>2</sup> )	d			P	L	H	A	Test Press. (lb/in <sup>2</sup> )	Working press (kgf/cm <sup>2</sup> )	D1	d		P	L	H	A	Test Press. (bar)
DN-inch	D1	Socket	Thread	Socket							Thread	Socket	Thread								Socket	Thread					
15(1/2")	15	22	PT1/2	22.2	79	47	70	15	10	0.591	0.840	NPT1/2	0.875	3.110	1.850	2.756	225	150	15	20	R1/2	16.0	79	47	70	15	10
20(3/4")	20	26	PT 3/4	25.4	90.5	57	77	15	10	0.787	1.050	NPT3/4	1.000	3.562	2.244	3.031	225	150	20	25	R3/4	18.5	90.5	57	77	15	10
25(1")	25	32	PT1	28.6	106.5	61	89	15	10	0.984	1.315	NPT1	1.125	4.173	2.402	3.504	225	150	25	32	R1	22.0	106.5	61	89	15	10
32(1-1/4")	32	38	PT1-1/4	31.8	123	66	89	15	10	1.260	1.660	NPT1-1/4	1.250	4.842	2.598	3.504	225	150	32	40	R1-1/4	26.0	123	66	89	15	10
40(1-1/2")	39	48	PT1-1/2	34.9	129	74	111	15	10	1.535	1.900	NPT1-1/2	1.375	5.098	2.913	4.370	225	150	39	50	R1-1/2	31.0	129	74	111	15	10
50(2")	50	60	PT2	38.1	150.5	80	139	15	10	1.969	2.375	NPT2	1.500	5.925	3.150	5.472	225	150	50	63	R2	37.5	150.5	80	139	15	10
*65(2-1/2")	66	76	PT2-1/2	44.5	194	141	190	15	10	2.598	2.875	NPT2-1/2	1.750	7.638	5.550	7.48	225	150	66	75	R2-1/2	43.5	194	141	190	15	10
*80(3")	78	89	PT3	47.6	233	154	230	15	10	3.071	3.500	NPT3	1.875	9.173	6.063	9.005	225	150	78	90	R3	51.0	233	154	230	15	10
*100(4")	100	114	PT4	57.6	280	170	274	15	10	3.94	4.500	NPT4	2.250	11.00	6.7	10.79	225	150	100	110	R4	61.0	280	170	274	15	10
*125(5")	144.5	168.5	PT5	77	384.6	207	361.5	15	10	5.69	6.65	NPT5	3.03	15.14	7.17	8.15	225	150	144.5	166	R5	77	384.6	207	361.5	15	10
*150(6")	144.5	168.5	PT6	77	357	207	361.5	15	10	5.69	6.65	NPT6	3.03	14.05	7.17	8.15	225	150	144.5	166	R6	77	357	207	361.5	15	10