



# ELECTRIC ACTUATED BALL VALVE



**CJ Series**

**電動球閥**

**SOCKET CJ100 / THREAD CJ200 / FLANGED CJ300**

**Size: 1/2"-4"**

**FEATURES:**

1. Small HP, big torque, electrical-saving.
2. Light weight, compact, easy to install, long service life.
3. water proof.

**OPTIONS:**

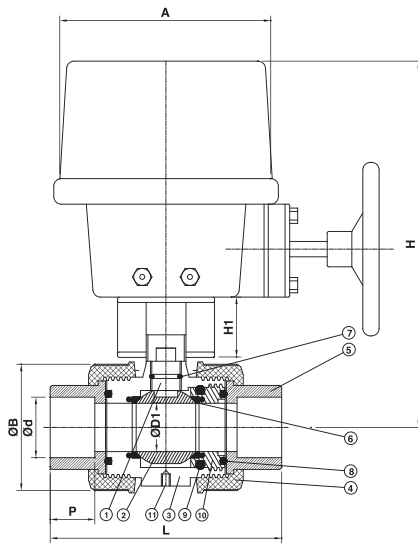
1. AC single-phase 100/220V, 3-phase 220V, 380V, 160V
2. manual operation option.

**MATERIALS OF CONSTRUCTION**

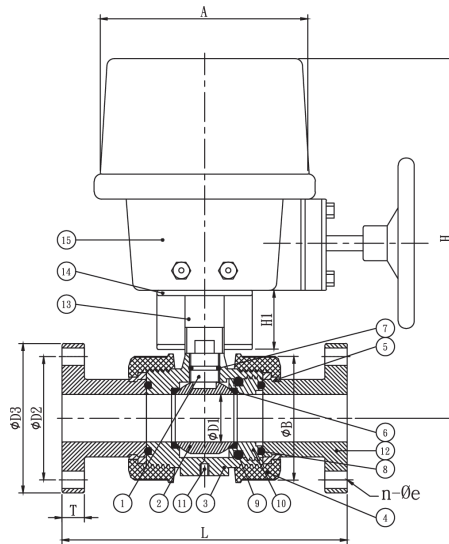
No.	Parts	Pcs	Materials	No.	Parts	Pcs	Materials
1	STEM	1	UPVC, PP, CPVC, PVDF	9	BODY O-RING	2	EPDM, VITON
2	BALL	1	UPVC, PP, CPVC, PVDF	10	SEAT CARRIER	1	UPVC, PP, CPVC, PVDF
3	BODY	1	UPVC, PP, CPVC, PVDF	11	BRASS INSERTS	4...15-50 8...65-100	BRASS
4	UNION NUT	2	UPVC, PP, CPVC, PVDF	12	FLANGE	2	UPVC, PP, CPVC, PVDF
5	END CONNECTOR	2	UPVC, PP, CPVC, PVDF	13	COUPLING	1	SUS304
6	SEAT	2	PTFE	14	MOUNTING BRACKET	1	SUS304
7	STEM O-RING	1...15-50 2...65-100	EPDM, VITON	15	I/P CONTROL ACTUATOR	1	
8	SEAT CARRIER O-RING	1	EPDM, VITON				

**DIMENSIONS TABLE**

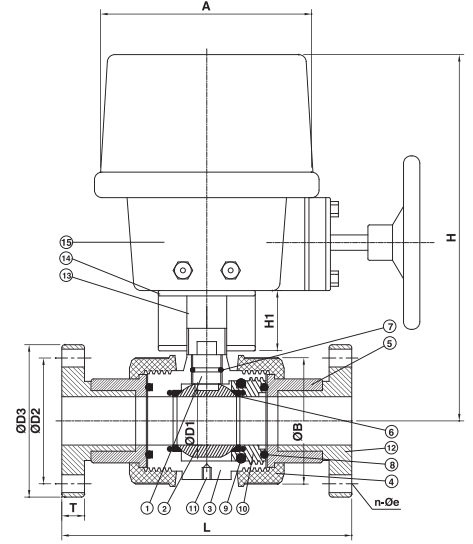
JIS																						Unit: mm		
Nominal Pipe Size	D1	D2	D3	d		e	n	P	L			H	H1	A	T	K	E	S	S1	Test press (kgf/cm²)	Working press (kgf/cm²)			
				Socket	Thread				Socket	Thread	Flange													
15(1/2")	15	70	95	22	PT1/2"	15	4	22.2	115	115	152	203	42	106	15	31		3/16"-24G	4	22.5	15			
20(3/4")	19	75	100	26	PT3/4"	15	4	25.4	126	126	165	206	42	106	15	37		1/4"-20G	4	22.5	15			
25(1")	25	90	125	32	PT 1"	19	4	28.6	144	144	189	213	42	106	17	40		1/4"-20G	4	22.5	15			
32(1-1/4")	38	100	135	38	PT1-1/4"	19	4	31.8	181	181	226	227	42	106	17	55		5/16"-18G	4	22.5	15			
40(1-1/2")	38	105	140	48	PT1-1/2"	19	4	34.9	181	181	226	237	42	106	19	55		5/16"-18G	4	22.5	15			
50(2")	48	120	155	60	PT 2"	19	4	38.1	202	202	252	349	60	190	21	68		5/16"-18G	4	22.5	15			
65(2-1/2")	65	140	175	76	PT2-1/2"	19	4	44.5	227	227	281	359	60	190	21	80	41	5/16"-18G	8	15	10			
80(3")	78	150	185	89	PT 3"	19	8	47.6	275	275	330	373	60	190	22	80	41	5/16"-18G	8	15	10			
100(4")	102	175	210	114	PT 4"	19	8	57.2	321	321	387	388	76	230	22	121	50	5/16"-18G	8	15	10			



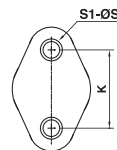
DN15~DN100 SOCKET & SCREW TYPE



DN15~DN50 FLANGE TYPE

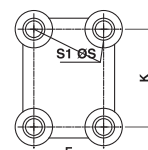


DN65~DN100 FLANGE TYPE



DN15~DN50

END VIEW



DN65~DN100

## DIMENSIONS TABLE

ANSI																					Unit: inch	
Nominal Pipe Size	D1	D2	D3	d		e	n	P	L			H	H1	A	T	K	E	S	S1	Test press (lb/in <sup>2</sup> )	Working press (lb/in <sup>2</sup> )	
				Socket	Thread				Socket	Thread	Flange											
15(1/2")	0.59	2.375	3.500	0.848	NPT1/2"	0.625	4	0.875	4.528	4.528	6.024	7.99	1.65	4.17	0.59	1.22		3/16"-24G	4	353	235	
20(3/4")	0.748	2.750	3.875	1.058	NPT3/4"	0.625	4	1.000	4.960	4.960	6.496	8.11	1.65	4.17	0.59	1.45		1/4"-20G	4	353	235	
25(1")	0.98	3.125	4.250	1.325	NPT 1"	0.625	4	1.125	5.669	5.669	7.440	8.39	1.65	4.17	0.66	1.57		1/4"-20G	4	353	235	
32(1-1/4")	1.496	3.500	4.625	1.670	NPT1-1/4"	0.625	4	1.250	7.126	7.126	8.898	8.94	1.65	4.17	0.66	2.16		5/16"-18G	4	353	235	
40(1-1/2")	1.496	3.875	5.000	1.912	NPT1-1/2"	0.625	4	1.375	7.126	7.126	8.898	9.33	1.65	4.17	0.75	2.16		5/16"-18G	4	353	235	
50(2")	1.89	4.750	6.000	2.387	NPT 2"	0.750	4	1.500	7.953	7.953	9.921	13.74	2.36	7.48	0.83	3.15		5/16"-18G	4	353	235	
65(2-1/2")	2.56	5.500	7.000	2.889	NPT2-1/2"	0.750	4	1.750	8.937	8.937	11.063	14.13	2.36	7.48	0.83	3.15	1.61	5/16"-18G	8	225	150	
80(3")	3.07	6.000	7.500	3.515	NPT 3"	0.750	4	1.875	10.826	10.826	12.992	14.68	2.36	7.48	0.866	3.29	1.61	5/16"-18G	8	225	150	
100(4")	4.01	7.500	9.000	4.518	NPT 4"	0.750	8	2.250	12.638	12.638	15.236	15.28	2.99	9.06	0.866	4.76	1.97	5/16"-18G	8	225	150	

DIN																					Unit: mm	
Nominal Pp e Size	D1	D2	D3	d		e	n	P	L			H	H1	A	T	K	E	S	S1	Test press (bar)	Working press (bar)	
				Socket	Thread				Socket	Thread	Flange											
15(1/2")	15	65	95	20	R1/2"	14	4	16.0	115	115	153	203	42	106	15	31		3/16"-24G	4	24	16	
20(3/4")	19	75	105	25	R3/4"	14	4	18.5	126	126	165	203	42	106	15	37		1/4"-20G	4	24	16	
25(1")	25	85	115	32	R 1"	14	4	22.0	144	144	189	218	42	106	17	40		1/4"-20G	4	24	16	
32(1-1/4")	38	100	140	40	R1-1/4"	18	4	26.0	181	181	226	225	42	106	17	55		5/16"-18G	4	24	16	
40(1-1/2")	38	110	150	50	R1-1/2"	18	4	31.0	181	181	226	230	42	106	19	55		5/16"-18G	4	24	16	
50(2")	48	120	165	63	R 2"	18	4	37.5	202	202	252	343	60	190	20	68		5/16"-18G	4	24	16	
65(2-1/2")	65	145	185	75	R2-1/2"	18	4	43.5	227	227	281	353	60	190	20	80	41	5/16"-18G	8	15	10	
80(3")	78	160	200	90	R 3"	18	8	51.0	275	275	330	366	60	190	22	80	41	5/16"-18G	8	15	10	
100(4")	102	180	220	110	R 4"	18	8	61.0	321	321	387	383	76	230	22	121	50	5/16"-18G	8	15	10	

※ 本尺表以 PVC 材質為準，本表試壓值以 PVC、PVDF 材質為準，PP 材質試壓值為本表試壓值之 70%。

※ 法蘭長度公差依據 EN558-1:1995 標準

The dimension table is calculated based on PVC material.

※ The valve of test pressure is calculated based on PVC PVDF materials.  
The valve of test pressure for PP material is 70% based on the table.  
The flanged length tolerance is according to EN558-1:1995.