




新型雙油任球閥 NEW TRUE UNION (DOUBLE UNION) BALL VALVE

本產品榮獲NSF 14/NSF 61認證合格
NSF certified listing



CK Series 新型雙油任球閥

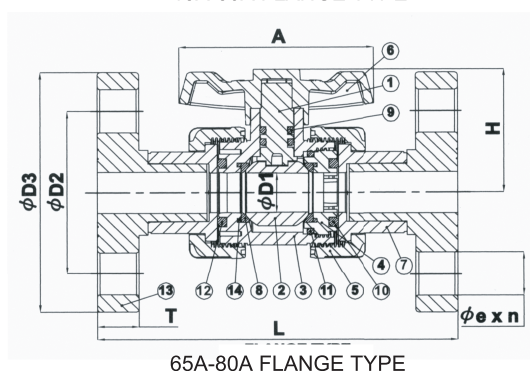
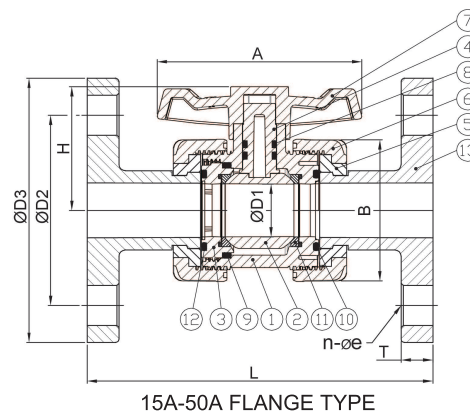
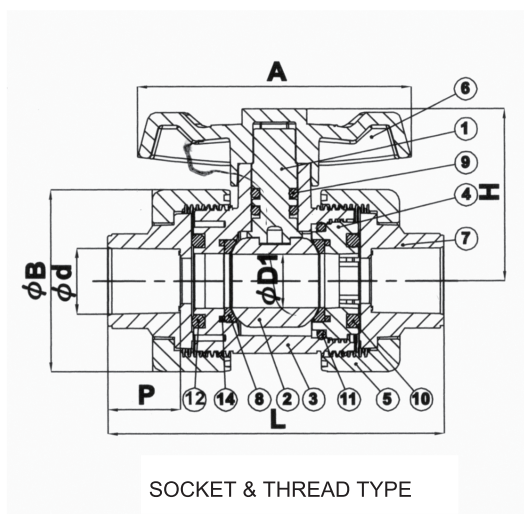
CK100 SOCKET / CK200 THREAD / CK300 FLANGE
SIZE:1/2"~3"

MATERIALS OF CONSTRUCTION

em	Parts	Pcs	Materials	em	Parts	Pcs	Materials
1	STEM	1	UPVC,CPVC	8	SEAT	2	TEFLON
2	BALL	1	UPVC,CPVC	9	STEM O-RING	2	EPDM, VITON
3	BODY	1	UPVC,CPVC	10	END CONNECTOR O-RING	1	EPDM, VITON
4	SEAT CARRIER	1	UPVC,CPVC	11	SEAT CARRIER O-RING	1	EPDM, VITON
5	UNION NUT	2	UPVC,CPVC	12	SOLID END O-RING	1	EPDM, VITON
6	HANDLE	1	ABS	13	FLANGE	2	UPVC, CPVC
7	END CONNECTOR	2	UPVC,CPVC	14	BODY O-RING	2	EPDM,VITON

DIMENSIONS TABLE

Nom Size DN-inch	D1	D2	D3	JIS								Unit:mm					
				d		øe	n	P	L			A	T	H	B	TestPress (kgf/cm ²)	Working press (kgf/cm ²)
				Socket	Thread				Socket	Thread	Flange						
010(3/8")	14	70	95	18.25	PT3/8	15	4	19	88.5	95	130	72	15	46	48	22.5	15
015(1/2")	14	70	95	22	PT1/2	15	4	23	95	95	130	72	15	46	48	22.5	15
020(3/4")	20	75	100	26	PT3/4	19	4	25	106	106	146	85	15	53	59	22.5	15
025(1")	25	90	125	32	PT1	19	4	29	120	120	169	98	17	59	67	22.5	15
032(1-1/4")	32	100	135	38	PT1-1/4	19	4	32	135	135	190	102	17	69	78	22.5	15
040(1-1/2")	40	105	140	49	PT1-1/2	19	4	35	151	151	209	115	17	76	93	22.5	15
050(2")	50	120	155	61	PT2	19	4	39	173	173	250	142	20	92	113	22.5	15
065(2-1/2")	63	145	175	76.5	PT2-1/2	19	4	45	210	210	280	180	20	115	141	15	10
080(3")	75	150	185	89.5	PT3	19	8	48	244	244	300	208	23	135	168	15	10



DIMENSIONS TABLE

ANSI															Unit:mm		
Nom Size DN-inch	D1	D2	D3	d		øe	n	P	L			A	T	H	B	Test Press (lb/in ²)	Working press (lb/in ²)
				Socket	Thread				Socket	Thread	Flange						
010(3/8")	0.567	2.374	3.500	0.687	NPT3/8	0.625	4	0.752	3.480	3.76	5.118	2.835	0.590	1.811	1.890	353	235
015(1/2")	0.567	2.374	3.500	0.848	NPT1/2	0.625	4	0.886	3.756	3.76	5.118	2.835	0.590	1.811	1.890	353	235
020(3/4")	0.780	2.752	3.874	1.058	NPT3/4	0.625	4	1.000	4.156	4.16	5.748	3.346	0.590	2.087	2.323	353	235
025(1")	0.988	3.126	4.248	1.325	NPT1	0.625	4	1.126	4.724	4.72	6.653	3.858	0.669	2.283	2.638	353	235
032(1-1/4")	1.254	3.500	4.626	1.670	NPT1-1/4	0.625	4	1.252	5.315	5.315	7.480	4.016	0.669	2.717	3.071	353	235
040(1-1/2")	1.559	3.913	5.000	1.912	NPT1-1/2	0.625	4	1.378	5.691	5.691	8.228	4.528	0.700	2.992	3.661	353	235
050(2")	1.969	4.752	6.000	2.387	NPT2	0.750	4	1.476	6.744	6.744	9.842	5.591	0.820	3.622	4.449	353	235
065(2-1/2")	2.563	5.500	6.969	2.889	NPT2-1/2	0.750	4	1.772	8.267	8.267	11.020	7.087	0.787	4.527	5.590	235	150
080(3")	3.031	6.000	7.500	3.516	NPT3	0.750	4	1.890	9.606	9.606	11.81	8.819	0.905	5.315	6.614	235	150

DIN															Unit:mm		
Nom Size DN-inch	D1	D2	D3	d		øe	n	P	L			A	T	H	B	Test Press (bar)	Working press (bar)
				Socket	Thread				Socket	Thread	Flange						
010(3/8")	14	65	95	16.2	R3/8	14	4	14.6	79.2	88	130	72	15	46	48	24	16
015(1/2")	14	65	95	20.1	R1/2	14	4	16	95	88	130	72	15	46	48	24	16
020(3/4")	20	75	105	25.2	R3/4	14	4	19	92	92	146	85	16	53	59	24	16
025(1")	25	85	115	32.2	R1	14	4	22	107	107	169	98	17	59	67	24	16
032(1-1/4")	32	100	140	40.2	R1-1/4	18	4	26	123	123	190	102	17	69	78	24	16
040(1-1/2")	40	110	150	50.2	R1-1/2	18	4	31	143	143	209	115	18	76	93	24	16
050(2")	50	125	185	63.2	R2	18	4	38	171	171	250	142	20	92	113	24	16
065(2-1/2")	63	145	185	75.2	R2-1/2	18	4	45	210	210	280	180	20	115	141	15	10
080(3")	75	160	200	90.2	R3	18	8	51	244	250	300	208	23	135	168	15	10

※ 本尺表以 PVC 材質為準，本表試壓值以 PVC、PVDF 材質為準，PP 材質試壓值為本表試壓值之 70%。

※ 法蘭長度公差依據 EN558-1:1995 標準

The dimension table is calculated based on PVC material.
 ※ The valve of test pressure is calculated based on PVC PVDF materials.
 The valve of test pressure for PP material is 70% based on the table.
 The flanged length tolerance is according to EN558-1:1995.